


Mid infrared LED

L15893/L15894/L15895 series

Peak emission wavelength: 3.3 μm, 3.9 μm, 4.3 μm



The L15893 series, L15894 series, L15895 series are mid infrared LEDs with the peak wavelength of 3.3 μm, 3.9 μm, and 4.3 μm respectively, manufactured using Hamamatsu unique crystal growth and process technologies. Output is significantly increased compared to the previous products. These are suitable as light sources mounted in gas detectors.

Features

- High output
- High-speed response
- High reliability
- Low power consumption
- Small surface mount type ceramic package
(L15893-0330C/CN, L15894-0390C/CN, L15895-0430C/CN)
- TO-46 with reflector (for light condensing)
(L15893-0330ML, L15894-0390ML, L15895-0430ML)

Applications

- Gas detection (CH₄, CO₂)

Structure

Type no.	Package*1	Window material
L15893-0330C	Surface mount type ceramic	Si with AR coating
L15893-0330CN NEW		None
L15893-0330MA NEW	TO-46	Si with AR coating
L15893-0330ML	TO-46 with reflector	None*2
L15894-0390C	Surface mount type ceramic	Si with AR coating
L15894-0390CN NEW		None
L15894-0390MA NEW	TO-46	Si with AR coating
L15894-0390ML	TO-46 with reflector	None*2
L15895-0430C	Surface mount type ceramic	Si with AR coating
L15895-0430CN NEW		None
L15895-0430MA NEW	TO-46	Si with AR coating
L15895-0430ML	TO-46 with reflector	None*2

*1: These products are not hermetically sealed.

*2: To protect the emission section, a protective tape is applied to the surface of the product. Remove the tape after assembly.

➤ Absolute maximum ratings (Ta=25 °C, unless otherwise noted)

Type no.	Reverse voltage V _R (V)	Forward current I _F (mA)	Pulse forward current I _{FP} *3 (A)	Power dissipation P (mW)	Operating temperature T _{opr} *4 (°C)	Storage temperature T _{stg} *4 (°C)	Soldering temperature T _{sol} (°C)			
L15893-0330C	1	100	0.5	340	-40 to +85	-40 to +100	240 (twice)*5			
L15893-0330CN NEW							-			
L15893-0330MA NEW							-			
L15893-0330ML								-20 to +60	-20 to +60	-
L15894-0390C				280	-40 to +85	-40 to +100	240 (twice)*5			
L15894-0390CN NEW							-			
L15894-0390MA NEW							-			
L15894-0390ML							-			
L15895-0430C							260	-40 to +85	-40 to +100	240 (twice)*5
L15895-0430CN NEW										-
L15895-0430MA NEW				-						
L15895-0430ML				-						

*3: Pulse width=10 μs, duty ratio=1%

*4: No dew condensation.

When there is a temperature difference between a product and the surrounding area in high humidity environments, dew condensation may occur on the product surface. Dew condensation on the product may cause deterioration in characteristics and reliability.

*5: Reflow soldering, JEDEC J-STD-020 MSL 3, see P.12

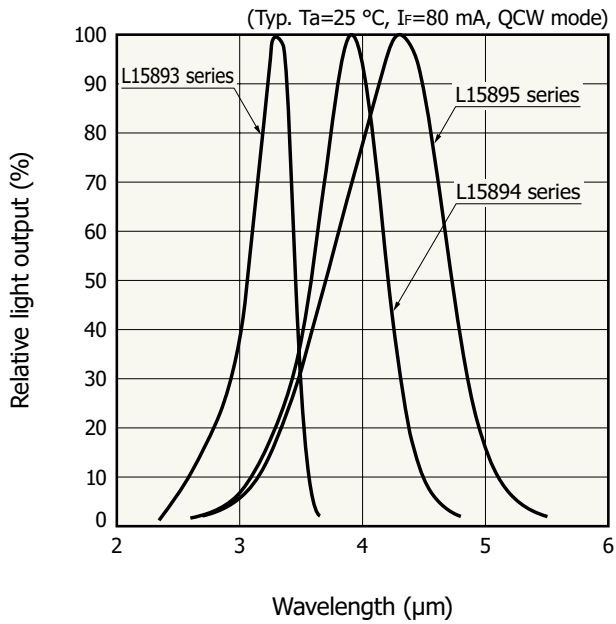
Note: Exceeding the absolute maximum ratings even momentarily may cause a drop in product quality. Always be sure to use the product within the absolute maximum ratings.

➤ Electrical and optical characteristics (Ta=25 °C)

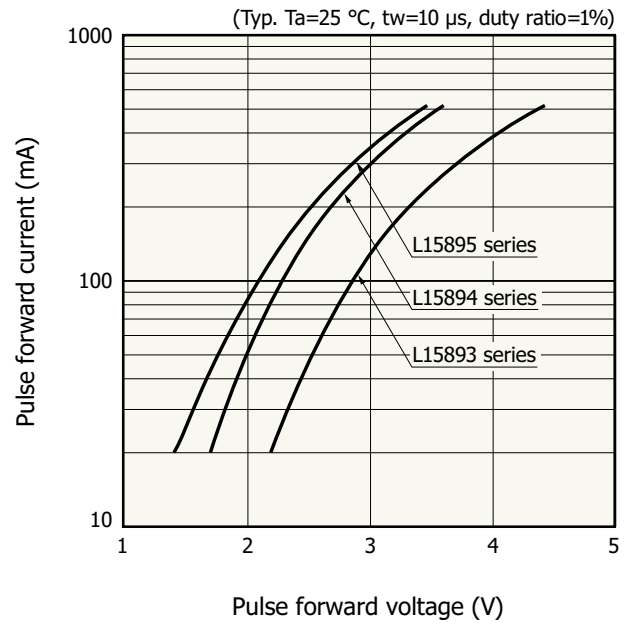
Type no.	Peak emission wavelength λ _p *6			Spectral half width Δλ*6		Radiant flux φ _c *6		Forward voltage V _F *6		Rise time t _r 10 to 90%
	Min. (μm)	Typ. (μm)	Max. (μm)	Typ. (μm)	Max. (μm)	Min. (mW)	Typ. (mW)	Typ. (V)	Max. (V)	Max. (μs)
L15893-0330C	3.1	3.3	3.4	0.4	0.6	0.8	1.3	2.7	3.2	1
L15893-0330CN NEW						0.9	1.5			
L15893-0330MA NEW						1.6	2.6			
L15893-0330ML										
L15894-0390C	3.8	3.9	4.1	0.6	0.9	0.8	1.4	2.2	2.7	
L15894-0390CN NEW						0.8	1.4			
L15894-0390MA NEW						1.4	2.4			
L15894-0390ML										
L15895-0430C	4.1	4.3	4.4	1.0	1.3	0.45	0.75	2.0	2.5	
L15895-0430CN NEW						0.5	0.8			
L15895-0430MA NEW						0.8	1.4			
L15895-0430ML										

*6: I_F=80 mA, QCW (quasi continuous wave) mode (pulse width=100 μs, duty ratio=50%)

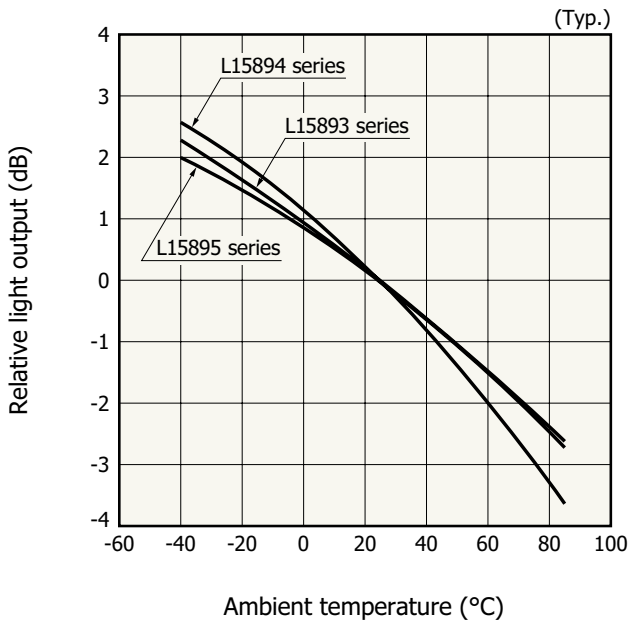
Emission spectrum



Pulse forward current vs. pulse forward voltage



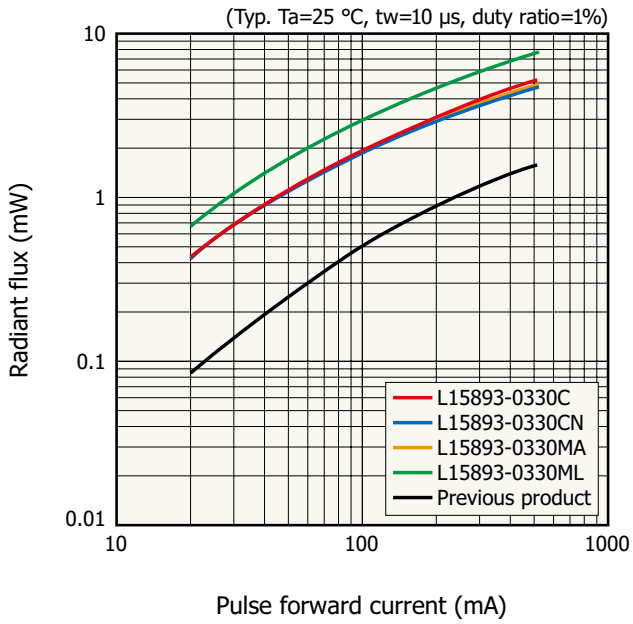
Light output vs. ambient temperature



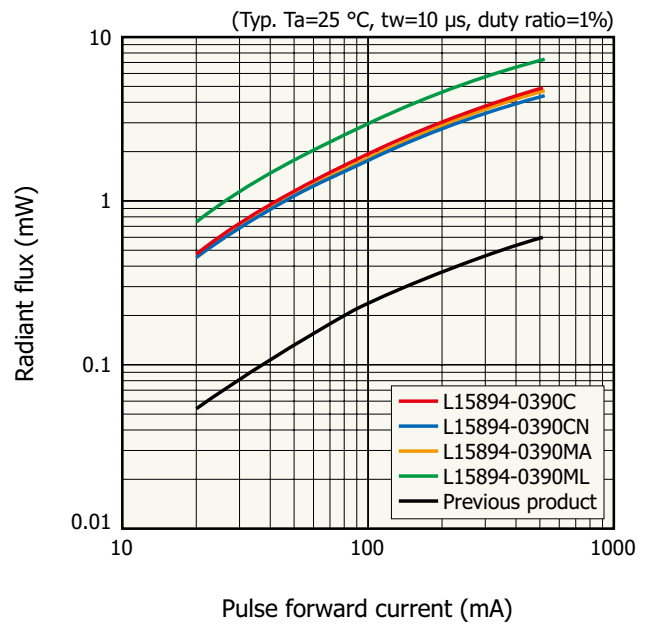
L15893-0330ML, L15894-0390ML, L15895-0430ML:
operating temperature = -20 to $+60\text{ }^\circ\text{C}$

Radiant flux vs. pulse forward current

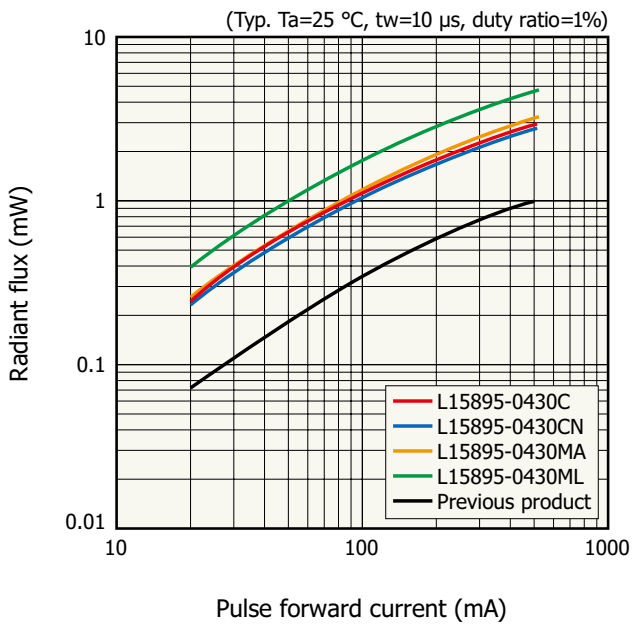
L15893 series



L15894 series

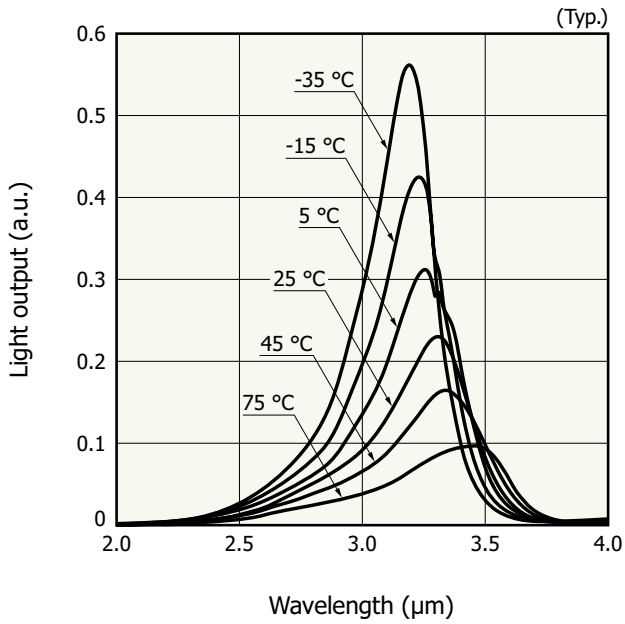


L15895 series

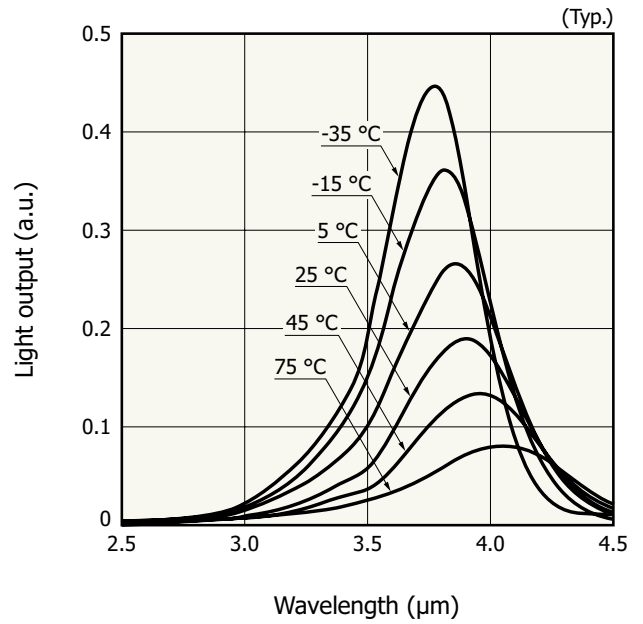


Temperature characteristics of emission spectrum

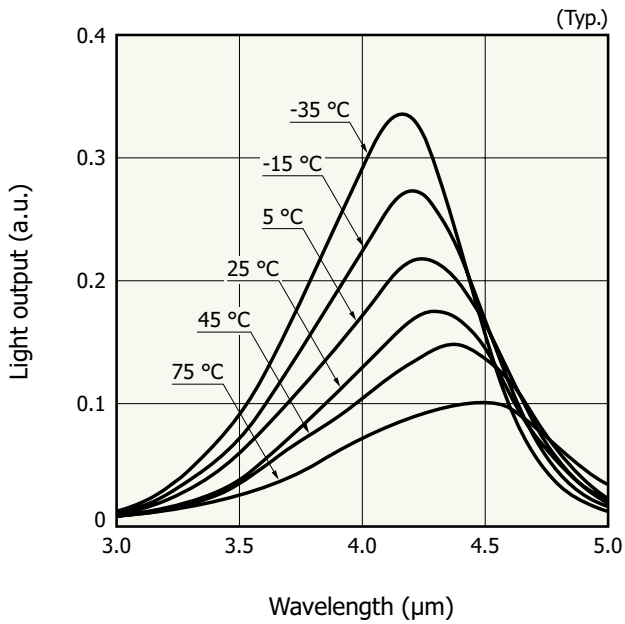
L15893 series



L15894 series



L15895 series

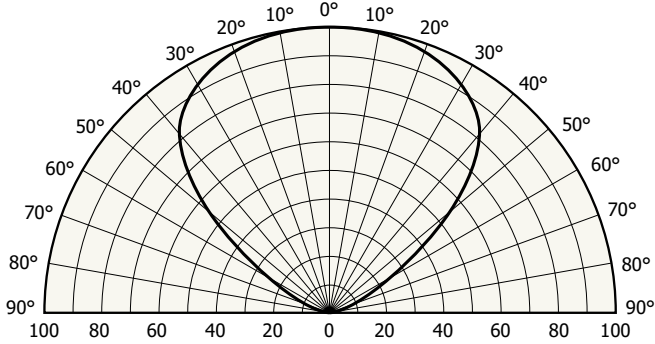


L15893-0330ML, L15894-0390ML, L15895-0430ML:
operating temperature = -20 to +60 °C

Directivity

L15893-0330C, L15894-0390C, L15895-0430C

(Typ. $T_a=25\text{ }^\circ\text{C}$, distance between LED and photodiode: 3 cm)

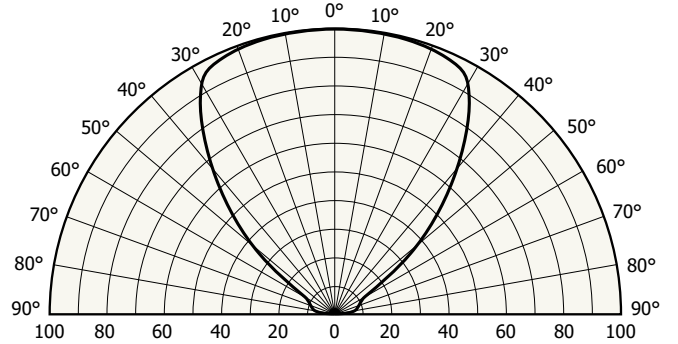


Relative light output (%)

KLEDB0464EA

L15893-0330CN, L15894-0390CN, L15895-0430CN

(Typ. $T_a=25\text{ }^\circ\text{C}$, distance between LED and photodiode: 5 cm)

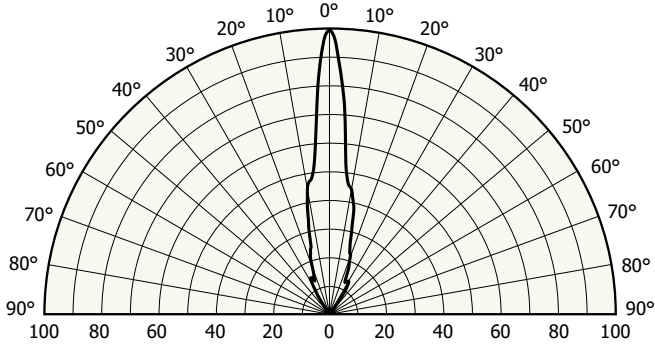


Relative light output (%)

KLEDB0554EA

L15893-0330ML, L15894-0390ML, L15895-0430ML

(Typ. $T_a=25\text{ }^\circ\text{C}$, distance between LED and photodiode: 3 cm)

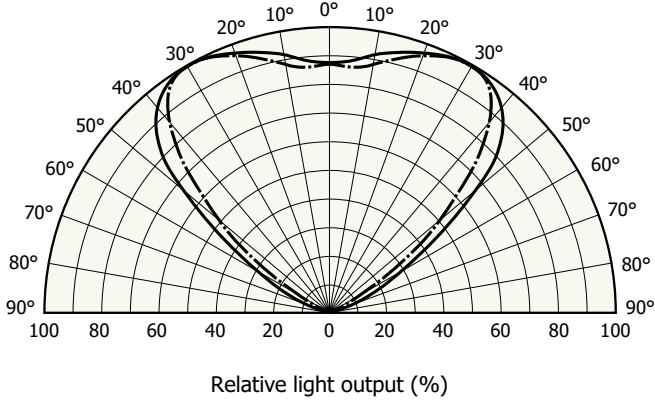


Relative light output (%)

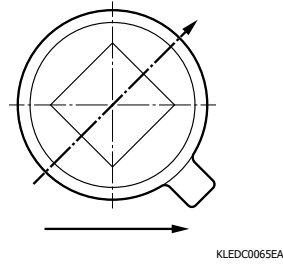
KLEDB0549EA

L15893-0330MA, L15894-0390MA, L15895-0430MA

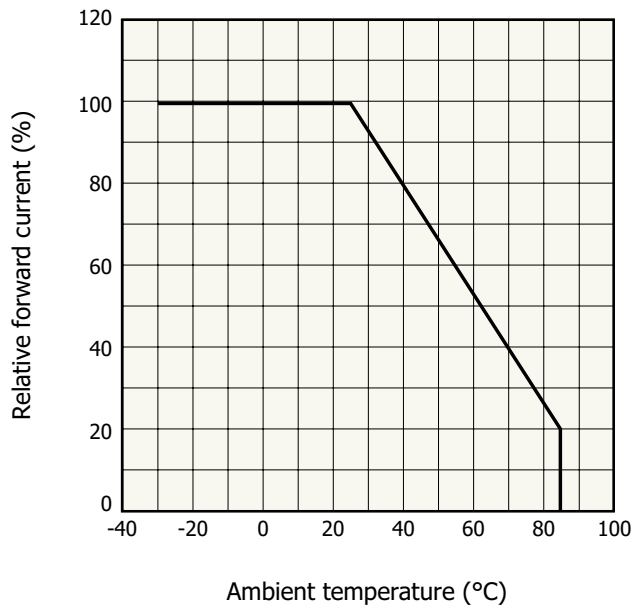
(Typ. $T_a=25\text{ }^\circ\text{C}$, distance between LED and photodiode: 5 cm)



KLEDB0550EA



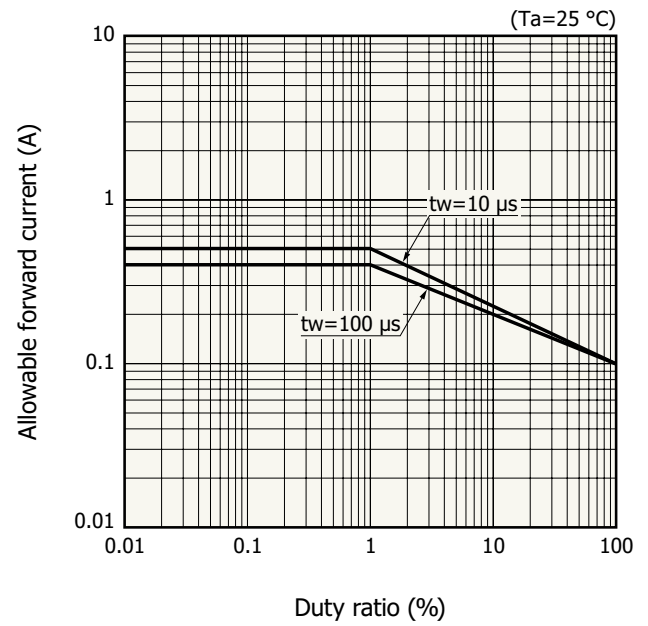
▣ Allowable forward current vs. ambient temperature



L15893-0330ML, L15894-0390ML, L15895-0430ML:
operating temperature = -20 to +60 °C

KLEDB0417EB

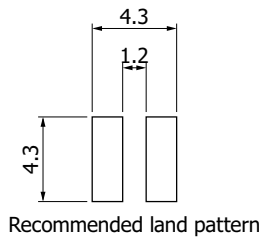
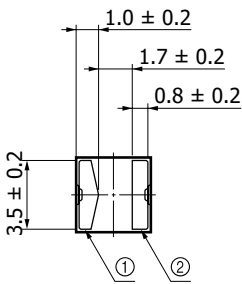
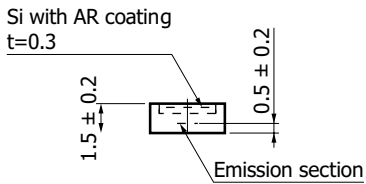
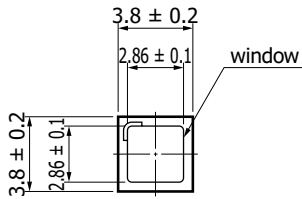
▣ Allowable forward current vs. duty ratio



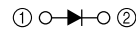
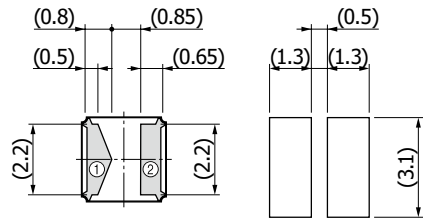
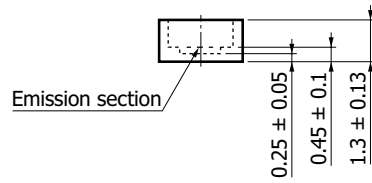
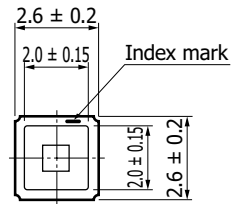
KLEDB0418EA

Dimensional outlines (unit: mm)

L15893-0330C, L15894-0390C, L15895-0430C



L15893-0330CN, L15894-0390CN, L15895-0430CN

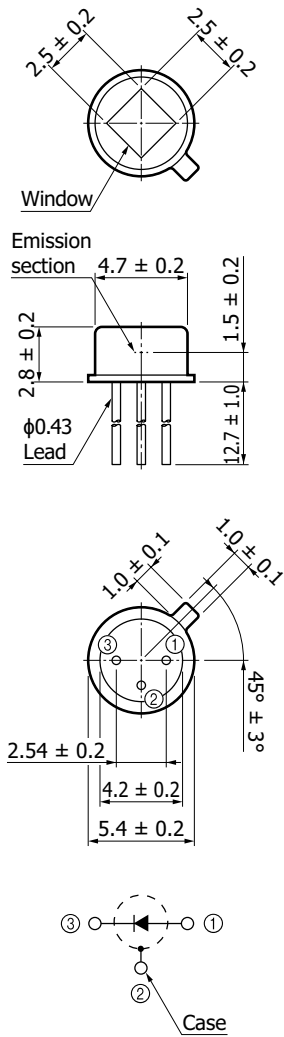


Recommended land pattern
Values in parentheses indicate reference values.

KLEDA0105EC

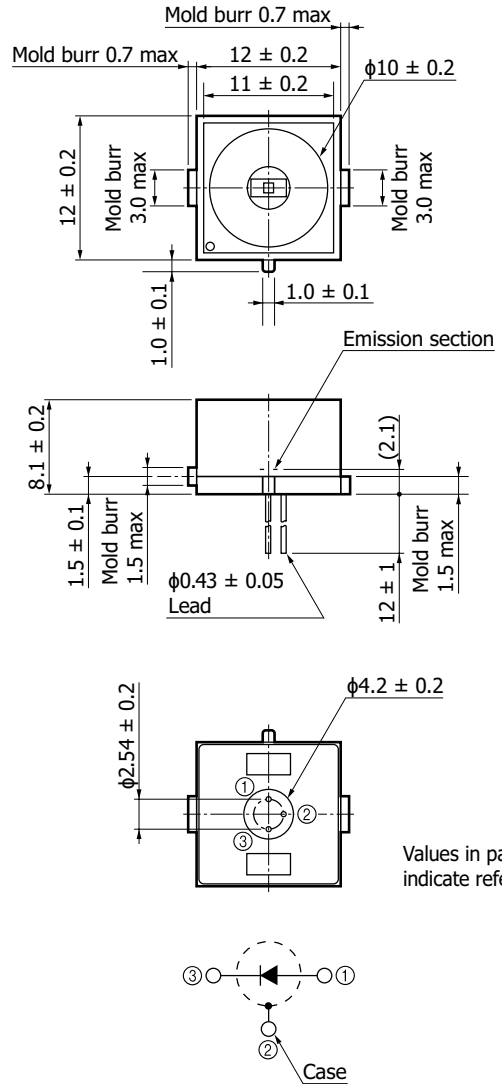
KLEDA0114EA

L15893-0330MA, L15894-0390MA, L15895-0430MA



KLEDA0113EA

L15893-0330ML, L15894-0390ML, L15895-0430ML



KLEDA0112EC

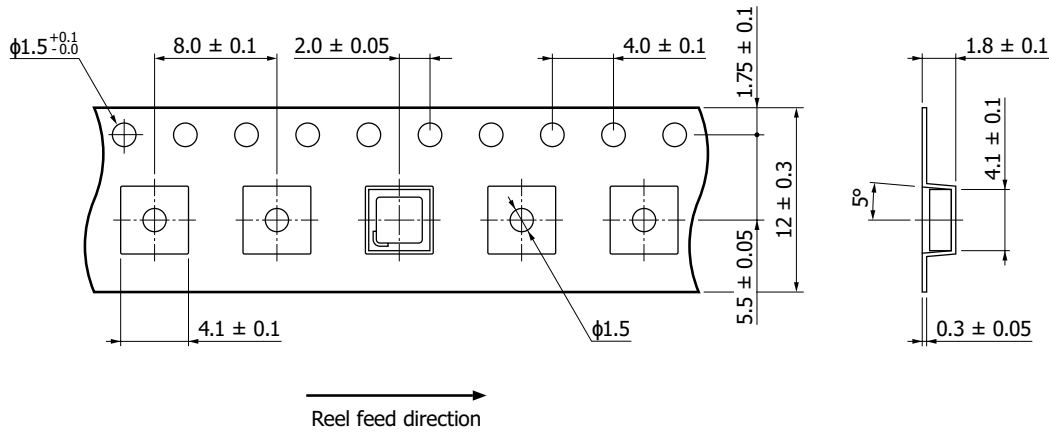
Standard packing specifications

L15893-0330C, L15894-0390C, L15895-0430C

Reel (conforms to JEITA ET-7200)

Outer diameter	Hub diameter	Tape width	Material	Electrostatic characteristics
φ180 mm	φ60 mm	12 mm	PS	Conductive

Embossed tape (unit: mm, material: PS, conductive)



KL.EDC0060EA

Packing quantity
500 pcs/reel

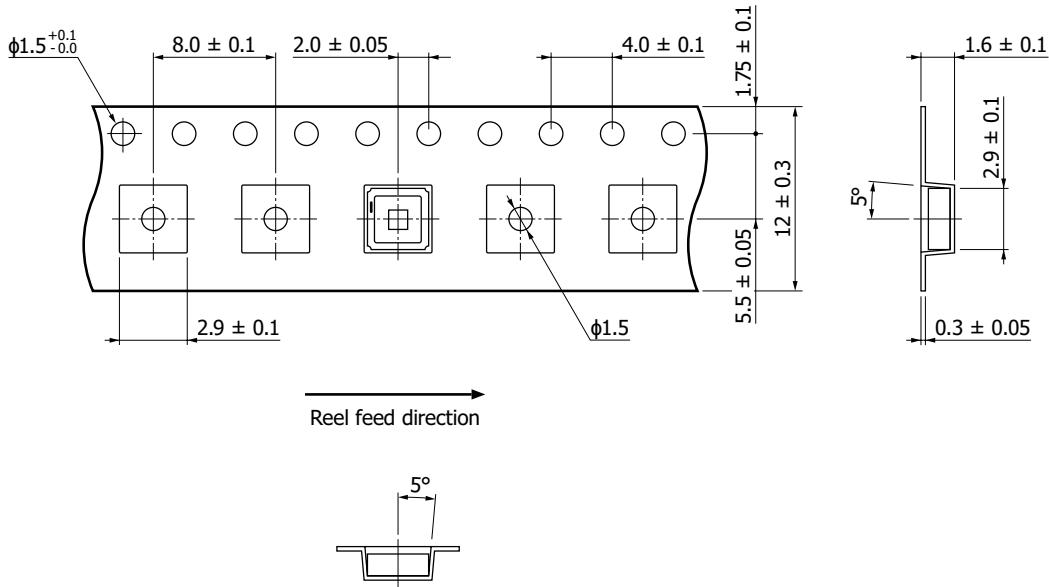
Packing state
Reel and desiccant in moisture-proof packaging (vacuum-sealed)

L15893-0330CN, L15894-0390CN, L15895-0430CN

■ Reel (conforms to JEITA ET-7200)

Outer diameter	Hub diameter	Tape width	Material	Electrostatic characteristics
φ180 mm	φ60 mm	12 mm	PS	Conductive

■ Embossed tape (unit: mm, material: PS, conductive)



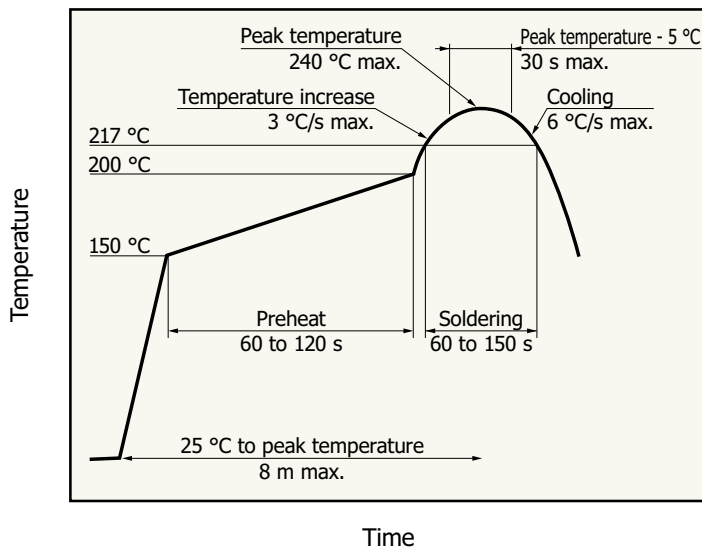
KLEDC0143EA

■ Packing quantity
500 pcs/reel

■ Packing state
Reel and desiccant in moisture-proof packaging (vacuum-sealed)

Recommended soldering conditions

L15893-0330C/CN, L15894-0390C/CN, L15895-0430C/CN



- After unpacking, keep it in an environment at a temperature of 5 to 30 °C and a humidity of 60% or less, and perform soldering within 168 hours.
- The effect that the product receives during reflow soldering varies depending on the circuit board and reflow oven that are used. When you set reflow soldering conditions, check that problems do not occur in the product by testing out the conditions in advance.
- If three months have passed in an unpacked state or the above baking period has passed after opening, perform baking to dehumidify before reflow soldering. For the baking, refer to the precautions "Surface mount type products." When you set baking conditions, check that problems do not occur in the product by testing out the conditions in advance.

KSPDB0418EA

L15893-0330MA, L15894-0390MA, L15895-0430MA

Solder temperature: 260 °C (5 s or less, once)

Solder the leads at a point at least 2 mm away from the package body.

L15893-0330ML, L15894-0390ML, L15895-0430ML

Solder temperature: 230 °C (5 s or less, once)

Solder the leads at a point at least 2 mm away from the package body.

Note: When you set soldering conditions, check that problems do not occur in the product by testing out the conditions in advance.

Related products

Evaluation kit M16953 for InAsSb photovoltaic detector



The M16953 is an evaluation amplifier for gas measurement used in combination with Hamamatsu's InAsSb photovoltaic devices with band-pass filters (TO-46 package). These can detect infrared light transmitted through a band-pass filter simply by connecting a power supply ± 2.5 V.

Specifications

- **Applicable devices: InAsSb photovoltaic detectors with band-pass filter^{*7}**
- **Gain: 10^7 V/A**
- **Frequency characteristics: DC to 80 kHz**
- **Recommended drive voltage: ± 2.5 V**

^{*7}: InAsSb photovoltaic devices with band-pass filter sold separately

Evaluation kit M16615 for mid infrared LED



The M16615 is a driver for mid infrared LED (TO-46 package). The LED can be pulse-driven simply by connecting a power supply (+15 V). This is used in combination with the evaluation kit M16953 series for InAsSb photovoltaic detector.

Specifications

- **Applicable devices: Mid infrared LED^{*8}**
- **Output current: 400 mA**
- **Output pulse: 10 μ s**
- **Output cycle: 1000 μ s**
- **Recommended drive voltage: +15 V**

^{*8}: Mid infrared LED sold separately

Related information

www.hamamatsu.com/sp/ssd/doc_en.html

■ Precautions

- Disclaimer
- Safety consideration
- Metal, ceramic, plastic package products
- Surface mount type products
- Compound opto-semiconductors (photosensors, light emitters)

■ Technical note

- LED

Information described in this material is current as of February 2024.

Product specifications are subject to change without prior notice due to improvements or other reasons. This document has been carefully prepared and the information contained is believed to be accurate. In rare cases, however, there may be inaccuracies such as text errors. Before using these products, always contact us for the delivery specification sheet to check the latest specifications.

The product warranty is valid for one year after delivery and is limited to product repair or replacement for defects discovered and reported to us within that one year period. However, even if within the warranty period we accept absolutely no liability for any loss caused by natural disasters or improper product use. Copying or reprinting the contents described in this material in whole or in part is prohibited without our prior permission.

HAMAMATSU

www.hamamatsu.com

HAMAMATSU PHOTONICS K.K., Solid State Division

1126-1 Ichino-cho, Chuo-ku, Hamamatsu City, 435-8558 Japan, Telephone: (81)53-434-3311, Fax: (81)53-434-5184

U.S.A.: HAMAMATSU CORPORATION: 360 Foothill Road, Bridgewater, NJ 08807, U.S.A., Telephone: (1)908-231-0960, Fax: (1)908-231-1218

Germany: HAMAMATSU PHOTONICS DEUTSCHLAND GMBH: Arzbergerstr. 10, 82211 Herrsching am Ammersee, Germany, Telephone: (49)8152-375-0, Fax: (49)8152-265-8 E-mail: info@hamamatsu.de

France: HAMAMATSU PHOTONICS FRANCE S.A.R.L.: 19 Rue du Saule Trapu, Parc du Moulin de Massy, 91882 Massy Cedex, France, Telephone: (33)1 69 53 71 00, Fax: (33)1 69 53 71 10 E-mail: infos@hamamatsu.fr

United Kingdom: HAMAMATSU PHOTONICS UK LIMITED: 2 Howard Court, 10 Tewin Road, Welwyn Garden City, Hertfordshire, AL7 1BW, UK, Telephone: (44)1707-294888, Fax: (44)1707-325777 E-mail: info@hamamatsu.co.uk

North Europe: HAMAMATSU PHOTONICS NORDEN AB: Torshamnsgatan 35, 16440 Kista, Sweden, Telephone: (46)8-509-031-00, Fax: (46)8-509-031-01 E-mail: info@hamamatsu.se

Italy: HAMAMATSU PHOTONICS ITALIA S.R.L.: Strada della Moia, 1 int. 6 20044 Arese (Milano), Italy, Telephone: (39)02-93 58 17 33, Fax: (39)02-93 58 17 41 E-mail: info@hamamatsu.it

China: HAMAMATSU PHOTONICS (CHINA) CO., LTD.: 1201, Tower B, Jiaming Center, 27 Dongsanhuan Beilu, Chaoyang District, 100020 Beijing, P.R. China, Telephone: (86)10-6586-6006, Fax: (86)10-6586-2866 E-mail: hpc@hamamatsu.com.cn

Taiwan: HAMAMATSU PHOTONICS TAIWAN CO., LTD.: 13F-1, No.101, Section 2, Gongdao 5th Road, East Dist., Hsinchu City, 300046, Taiwan(R.O.C) Telephone: (886)3-659-0080, Fax: (886)3-659-0081 E-mail: info@hamamatsu.com.tw