

InAsSb photovoltaic detector

P16112-011MA

P16612-011CA/CN

P16849-013CN



Infrared detectors with improved photosensitivity temperature coefficient (up to 5 μm band)

These are infrared detectors that have high sensitivity in the spectral band up to 5 μm . This high sensitivity has been achieved due to Hamamatsu's unique crystal growth technology and process technology. By using a back-illuminated structure, we greatly improved the sensitivity temperature coefficient compared to the front-illuminated type. Windowless types that customers can attach a filter on are also available. These products are environmentally friendly infrared detectors and do not use lead, mercury, or cadmium, which are substances restricted by the RoHS directive. These products replace conventional products containing these substances.

Features

- High sensitivity
- High-speed response
- High shunt resistance
- Compact, surface mount type ceramic package
- Compatible with lead-free solder reflow
- RoHS compliant (lead, mercury, cadmium free)

Applications

- Gas detection (CH_4 , CO_2 , CO , etc.)
- Radiation thermometers
- Flame detection (CO_2 resonance radiation)

Option (sold separately)

- Amplifier for infrared detector **C4159-01**

Structure

Type no.	Number of elements	Photosensitive area (mm)	Window material	Package	Cooling	Field of view FOV (degrees)
P16112-011MA	1	0.7 × 0.7	Si with AR coating	TO-46	Non-cooled	87
P16612-011CA			None	Ceramic		86
P16612-011CN						86
P16849-013CN	2					86

Absolute maximum ratings ($T_a=25\text{ }^\circ\text{C}$, unless otherwise noted)

Type no.	Reverse voltage V_R (V)	Operating temperature*1 T_{opr} ($^\circ\text{C}$)	Storage temperature*1 T_{stg} ($^\circ\text{C}$)	Incident light level (W/mm^2)	Soldering temperature T_{sol} ($^\circ\text{C}$)
P16112-011MA	1	-40 to +85	-40 to +85	1	-
P16612-011CA					240 (twice)*2
P16612-011CN					
P16849-013CN					

*1: No dew condensation

When there is a temperature difference between a product and the surrounding area in high humidity environments, dew condensation may occur on the product surface. Dew condensation on the product may cause deterioration in characteristics and reliability.

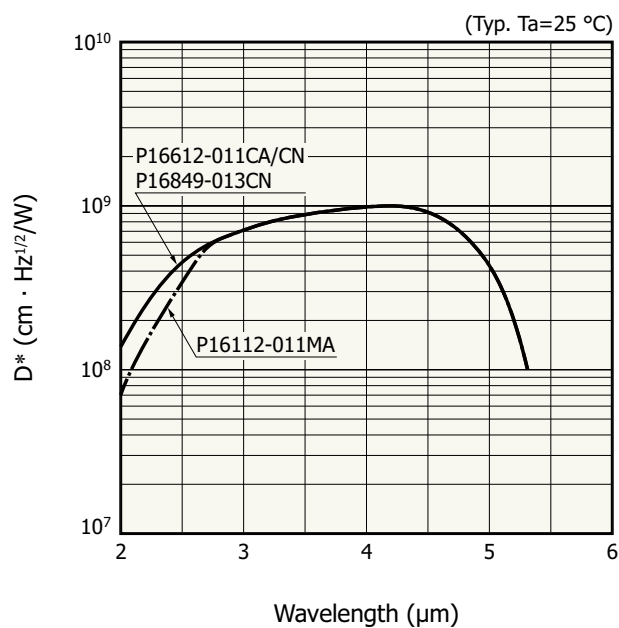
*2: Reflow soldering, JEDEC J-STD-020 MLS 2, see P.7

Note: Exceeding the absolute maximum ratings even momentarily may cause a drop in product quality. Always be sure to use the product within the absolute maximum ratings.

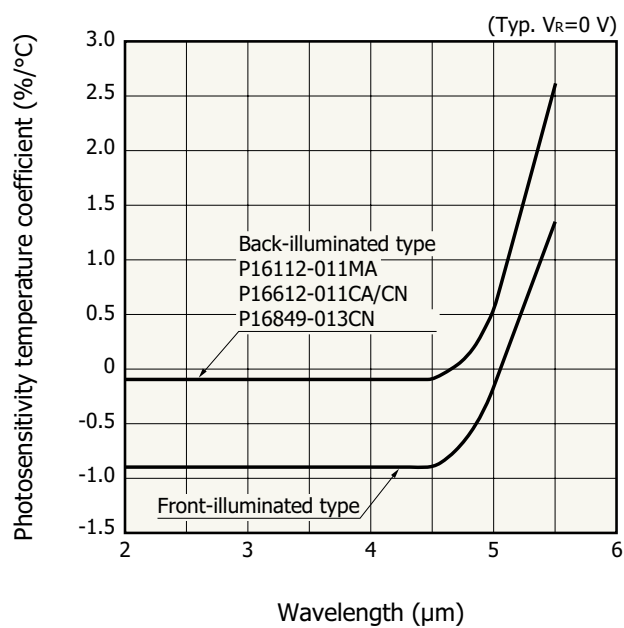
Electrical and optical characteristics (Ta=25 °C)

Type no.	Peak sensitivity wavelength λ_p (μm)	Cutoff wavelength λ_c (μm)	Photosensitivity $S_{\lambda=\lambda_p}$ (mA/W)	Shunt resistance R_{sh} $V_R=10\text{ mV}$ (k Ω)	Detectivity D^* ($\lambda_p, 1200, 1$)		Noise equivalent power NEP $\lambda=\lambda_p$		Rise time t_r $V_R=0\text{ V}$ $R_L=50\text{ }\Omega$ 10 to 90% (ns)	Terminal capacitance C_t $V_R=0\text{ V}$ $f=1\text{ MHz}$ (pF)
					Min. (cm $\cdot\text{Hz}^{1/2}/\text{W}$)	Typ. (cm $\cdot\text{Hz}^{1/2}/\text{W}$)	Typ. (W/Hz $^{1/2}$)	Max. (W/Hz $^{1/2}$)		
P16112-011MA	4.1	5.3	4.5	180	7.4×10^8	1.0×10^9	4.3×10^{-11}	6.5×10^{-11}	15	0.5
P16612-011CA										
P16612-011CN										
P16849-013CN										

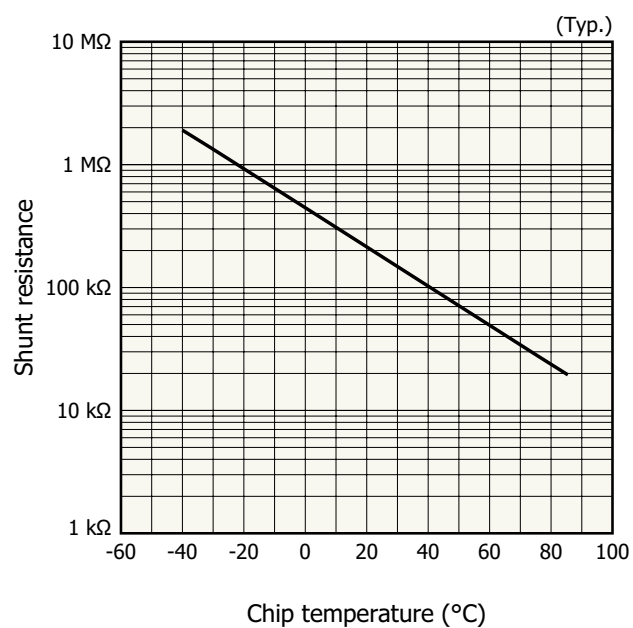
Spectral response (D^*)



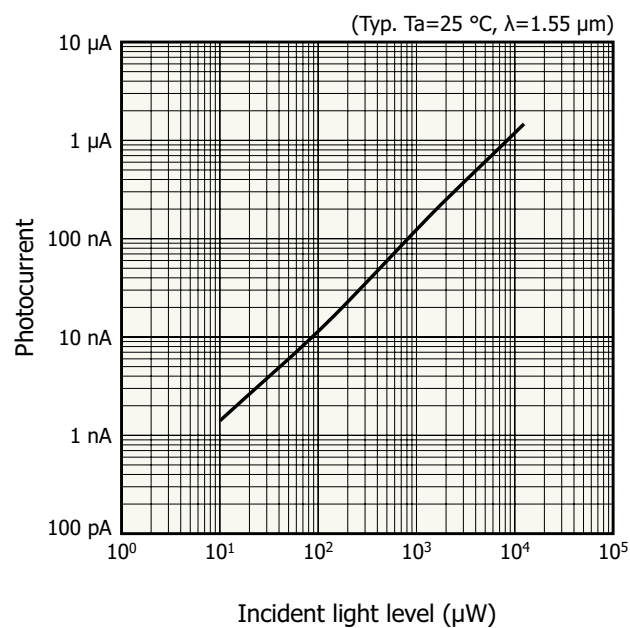
Photosensitivity temperature characteristics



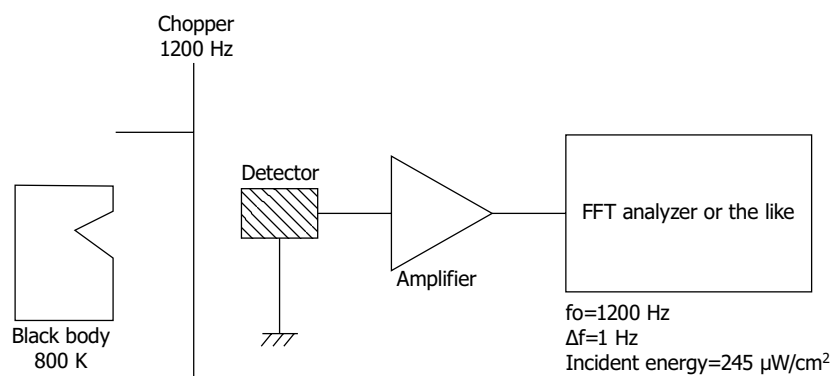
Shunt resistance vs. chip temperature



Linearity

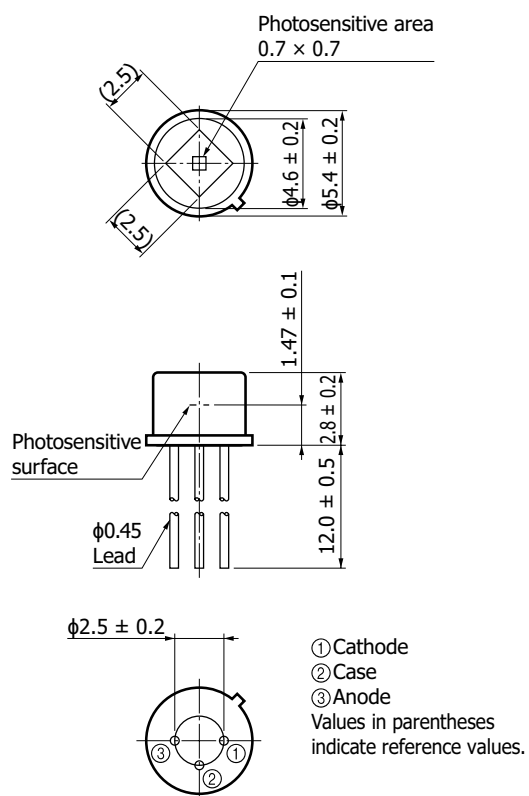


Block diagram for characteristic measurement



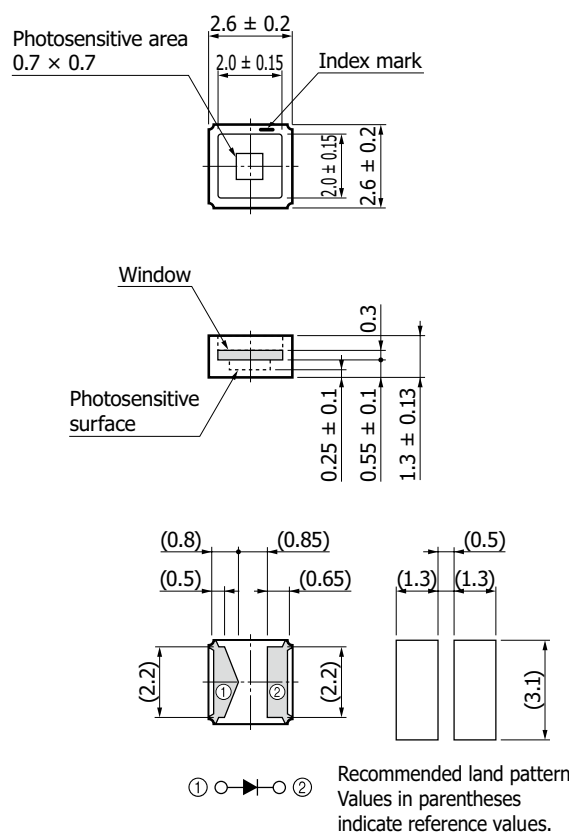
Dimensional outline (unit: mm)

P16112-011MA



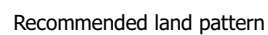
KIRDA0284EA

P16612-011CA



KIRDA0281EA

P16849-013CN



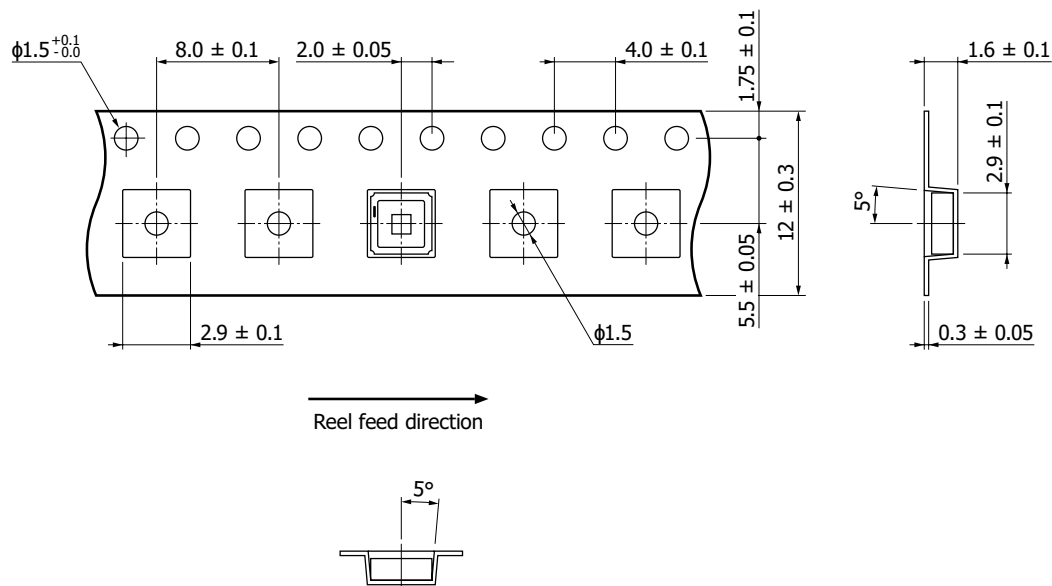
Standard packing specifications

P16612-011CA/CN

- Reel (conforms to JEITA ET-7200)

Outer diameter	Hub diameter	Tape width	Material	Electrostatic characteristics
φ180 mm	φ60 mm	12 mm	PS	Conductive

- Embossed tape (unit: mm, material: PS, conductive)



KLED00143EA

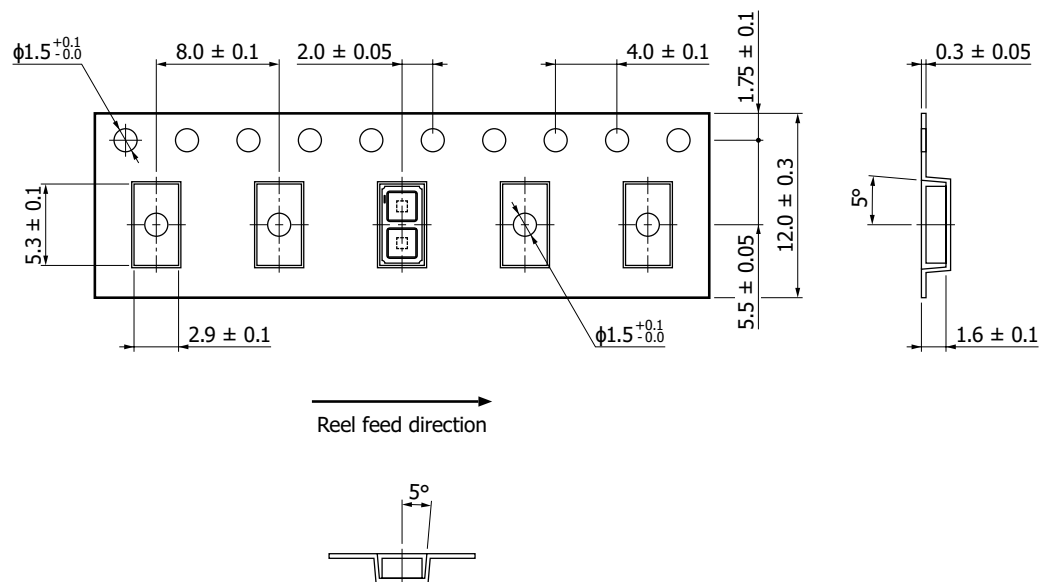
- Packing quantity
500 pcs/reel
- Packing state
Reel and desiccant in moisture-proof packaging (vacuum-sealed)

P16849-013CN

■ Reel (conforms to JEITA ET-7200)

Outer diameter	Hub diameter	Tape width	Material	Electrostatic characteristics
$\phi 180$ mm	$\phi 60$ mm	12 mm	PS	Conductive

■ Embossed tape (unit: mm, material: PS, conductive)



K1RDC0146EA

■ Packing quantity

100 pcs/reel

■ Packing state

Reel and desiccant in moisture-proof packaging (vacuum-sealed)

Recommended soldering conditions

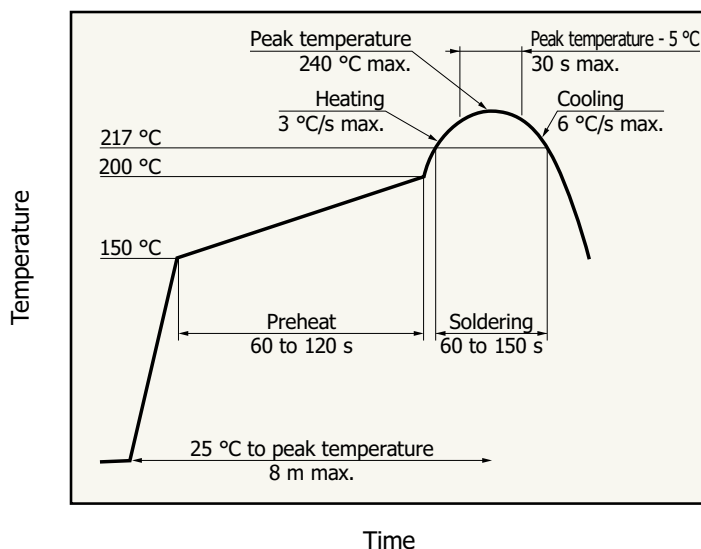
P16112-011MA

Solder temperature: 260 °C (5 s or less, once)

Solder the leads at a point at least 1 mm away from the package body.

Note: When you set soldering conditions, check that problems do not occur in the product by testing out the conditions in advance.

P16612-011CA/CN, P16849-013CN



- After unpacking, keep it in an environment at a temperature of 5 to 30 °C and a humidity of 60% or less, and perform soldering within 1 year.
- The effect that the product receives during reflow soldering varies depending on the circuit board and reflow oven that are used. When you set reflow soldering conditions, check that problems do not occur in the product by testing out the conditions in advance.

KSPD80418EA

Related information

www.hamamatsu.com/sp/ssd/doc_en.html

■ Precautions

- Disclaimer
- Safety consideration / Opto-semiconductor products
- Precautions / Surface mount type products
- Precautions / Compound opto-semiconductors (photosensors, light emitters)

■ Catalogs

- Selection guide / Infrared detectors
- Technical note / Compound semiconductor photosensors

The content of this document is current as of March 2025.

Product specifications are subject to change without prior notice due to improvements or other reasons. This document has been carefully prepared and the information contained is believed to be accurate. In rare cases, however, there may be inaccuracies such as text errors. Before using these products, always contact us for the delivery specification sheet to check the latest specifications.

The product warranty is valid for one year after delivery and is limited to product repair or replacement for defects discovered and reported to us within that one year period. However, even if within the warranty period we accept absolutely no liability for any loss caused by natural disasters or improper product use. Copying or reprinting the contents described in this material in whole or in part is prohibited without our prior permission.

HAMAMATSU

www.hamamatsu.com

HAMAMATSU PHOTONICS K.K., Solid State Division

1126-1 Ichino-cho, Chuo-ku, Hamamatsu City, 435-8558 Japan, Telephone: (81)53-434-3311, Fax: (81)53-434-5184

U.S.A.: HAMAMATSU CORPORATION: 360 Foothill Road, Bridgewater, NJ 08807, U.S.A., Telephone: (1)908 231 0960, Fax: (1)908 231 1218

Germany: HAMAMATSU PHOTONICS DEUTSCHLAND GMBH: Arzbergerstr. 10, 82211 Herrsching am Ammersee, Germany, Telephone: (49)8152 375 0, Fax: (49)8152 265 8 E mail: info@hamamatsu.de

France: HAMAMATSU PHOTONICS FRANCE S.A.R.L.: 19 Rue du Saule Trappu, Parc du Moulin de Massy, 91882 Massy Cedex, France, Telephone: (33)1 69 53 71 00, Fax: (33)1 69 53 71 10 E mail: infos@hamamatsu.fr

United Kingdom: HAMAMATSU PHOTONICS UK LIMITED: 2 Howard Court, 10 Tewin Road, Welwyn Garden City, Hertfordshire, AL7 1BW, UK, Telephone: (44)1707 294888, Fax: (44)1707 325777 E mail: info@hamamatsu.co.uk

North Europe: HAMAMATSU PHOTONICS NORDEN AB: Torshamnsgatan 35, 16440 Kista, Sweden, Telephone: (46)8 509 031 00, Fax: (46)8 509 031 01 E mail: info@hamamatsu.se

Italy: HAMAMATSU PHOTONICS ITALIA S.R.L.: Strada della Moia, 1 int. 6 20044 Arese (Milano), Italy, Telephone: (39)02 93 58 17 33, Fax: (39)02 93 58 17 41 E mail: info@hamamatsu.it

China: HAMAMATSU PHOTONICS (CHINA) CO., LTD.: 1201, Tower B, Jiaming Center, 27 Dongsanhuan Bellu, Chaoyang District, 100020 Beijing, P.R. China, Telephone: (86)10 6586 6006, Fax: (86)10 6586 2866 E mail: hpc@hamamatsu.com.cn

Taiwan: HAMAMATSU PHOTONICS TAIWAN CO., LTD.: 13F 1, No.101, Section 2, Gongdao 5th Road, East Dist., Hsinchu City, 300046, Taiwan(R.O.C) Telephone: (886)3 659 0080, Fax: (886)3 659 0081 E mail: info@hamamatsu.com.tw