













X-ray Devices for Radiography

■ For Radiographic (static) Imaging




Product type	Type no.	Sensor type	Photosensitive area (mm)	Pixel size (μm)	Frame rate (fps)	Interface	Scintillator	X-ray tube voltage (kV)	Photo
Image sensor	S15684-12	CMOS	20 × 30	20	0.7	USB 2.0	Csl with FOP	20 to 90	
	S15685-12		26 × 34		0.5				
	S15684-24		20 × 30		1.4				
	S15685-24		26 × 34		1.0				
	S15584-24*1		20 × 30		1.4				
	S15585-24*1		26 × 34		1.0				

*1: With built in memory to store image correction file


■ For Scan Imaging

Product type	Type no.	Sensor type	Photosensitive area (cm)	Pixel size (μm)	Frame rate (fps)	Interface	Scintillator	X-ray tube voltage (kV)	Photo
Image sensor	S7199-01	TDI-CCD	15 × 0.6	48	-	-	Csl with FOP	20 to 70	
	S8658-01		22 × 0.6						
Flat panel sensor	C10500D-70	CMOS	15 × 0.6	100	310	GigE	Direct deposited Csl	20 to 120	
	C12504D-56			120	400				
	C10502D-70		22 × 0.6	100	310				
	C12505D-56			120	400				

■ For Dynamic Imaging (fluoroscopy and cone beam CT)

Product type	Type no.	Sensor type	Photosensitive area (cm)	Pixel size (μm)	Frame rate (fps)	Interface	Scintillator	X-ray tube voltage (kV)	Photo
Flat panel sensor	C14401DK-41	LTPS	27 × 22	120	50*2	GigE	Direct deposited CsI	20 to 120	
	C14409DK-52		24 × 17	120	60*2				
	C14400DK-51		16 × 16	120	70*2				

■ For Static Imaging

Product type	Type no.	Sensor type	Photosensitive area (cm)	Pixel size (μm)	Frame rate (fps)	Interface	Scintillator	X-ray tube voltage (kV)	Photo
Flat panel sensor	NEW C14408DK-50	a-Si	30 × 25	100	6*2	GigE	Direct deposited CsI	20 to 120	

*2: In 2 × 2 binning mode

Note:

The products listed in this catalog are not finished medical devices and do not have clearance from the FDA or any other medical regulatory body. They are intended as components to be incorporated into OEM X-ray systems and it is incumbent on the OEM to obtain a 510(k) clearance for any medical use.

These products are not intended for direct sale to dentists or other healthcare practitioners.

Information described in this material is current as of March 2026.

Product specifications are subject to change without prior notice due to improvements or other reasons. This document has been carefully prepared and the information contained is believed to be accurate. In rare cases, however, there may be inaccuracies such as text errors. Before using these products, always contact us for the delivery specification sheet to check the latest specifications.

The product warranty is valid for one year after delivery and is limited to product repair or replacement for defects discovered and reported to us within that one year period. However, even if within the warranty period we accept absolutely no liability for any loss caused by natural disasters or improper product use. Copying or reprinting the contents described in this material in whole or in part is prohibited without our prior permission.