



S13362-3050DG

S13362 series

Significantly reduced crosstalk, low afterpulses

The S13362 series can reduce dark count by cooling in addition to low afterpulses and low crosstalk of the S13360 series. The S13362 series integrates the S13360 series with thermoelectric cooler. The photosensitive area is available in two sizes of 1.3 × 1.3 mm and 3.0 × 3.0 mm.

Features

- Significantly reduced crosstalk
- Low afterpulses
- Superior photon counting capability
- Low voltage (VBR=51.1 V typ.) operation
- High gain: 10⁵ to 10⁶
- Low dark count (no more than 1/20 the count at room temperature by cooling)
- Operates with simple readout circuit

Applications

- Low light level detection
- Scattered light measurement
- Fluorescence measurement
- Laser microscopes
- Flow cytometry
- DNA sequencers
- Environmental analysis
- Various academic research

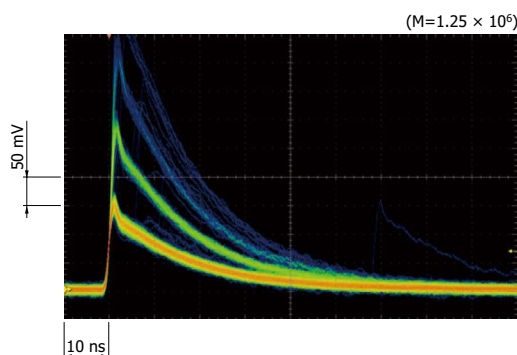
Lower noise

When an MPPC detects photons, the output may contain spurious pulses, namely afterpulse and crosstalk, that are separate from the output pulses of the incident photons. Afterpulses are output later than the timing at which the incident light is received. Crosstalk is output from other pixels at the same time as the detection of light.

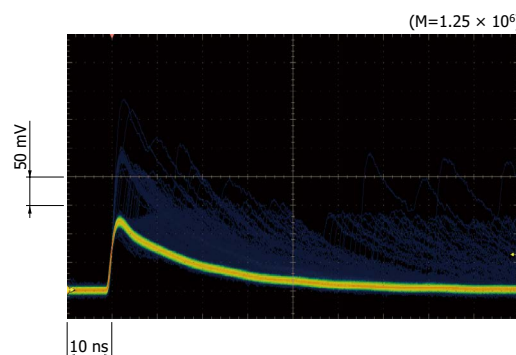
Previous products achieved lower afterpulse through the improvement of material and wafer process technology, but with the S13362 series, low crosstalk has been achieved in addition to low afterpulse.

☒ Pulse waveform comparison (typical example)

Previous product



Improved product (reference data: S13362-3050DG)



Structure

Parameter	S13362		Unit
	-1350DG	-3050DG	
Effective photosensitive area	1.3 × 1.3	3.0 × 3.0	mm
Pixel pitch	50		μm
Number of pixels	667	3600	-
Fill factor	74		%
Package	Metal (TO-8)		-
Window	Borosilicate glass		-
Refractive index of window material	1.52		-
Cooling	Two-stage TE-cooling		-

Absolute maximum ratings

Parameter	Symbol	Value	Unit
Operating temperature*1	Topr	-20 to +60	°C
Storage temperature*1	Tstg	-20 to +85	°C
Chip temperature	Tchip	-25 to ambient temperature	°C
Thermistor power dissipation	Pd_th	0.2	mW
TE-cooler allowable current	ITE max	1	A
TE-cooler allowable voltage	VTE max	0.9	V
Soldering temperature*2	Tsol	350*3 (3 s or less once)	°C

*1: No dew condensation

When there is a temperature difference between a product and the surrounding area in high humidity environment, dew condensation may occur on the product surface. Dew condensation on the product may cause deterioration in characteristics and reliability.

*2: At least 1 mm away from lead root

*3: Soldering iron tip

Note: Exceeding the absolute maximum ratings even momentarily may cause a drop in product quality. Always be sure to use the product within the absolute maximum ratings.

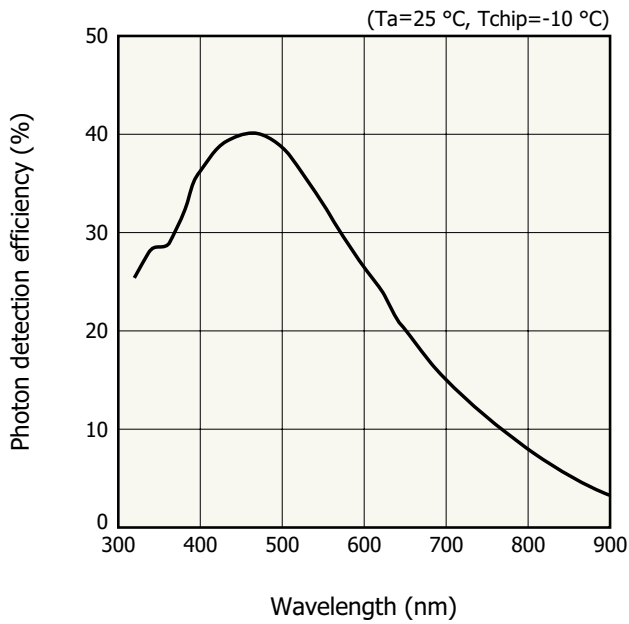
Electrical and optical characteristics (Typ. Ta=25 °C, Tchip=-10 °C, unless otherwise noted)

Parameter	Symbol	S13362		Unit
		-1350DG	-3050DG	
Spectral response range	λ	320 to 900		nm
Peak sensitivity wavelength	λp	450		nm
Breakdown voltage	VBR	51.1 ± 5		V
Photon detection efficiency at λp*4	PDE	40		%
Recommended operating voltage	Vop	VBR + 3		V
Dark count	Typ.	5	25	kcps
	Max.	13	72	
Crosstalk probability	-	3		%
Terminal capacitance	Ct	60	320	pF
Gain	M	1.7 × 10 ⁶		-
Temperature coefficient of recommended reverse voltage	ΔTVop	54		mV/°C
Recommended temperature of TE-cooler	TTE_recom	-10		°C

*4: Photon detection efficiency does not include crosstalk and afterpulses.

Note: The above characteristics were measured at the operating voltage that yields the listed gain. (See the data attached to each product.)

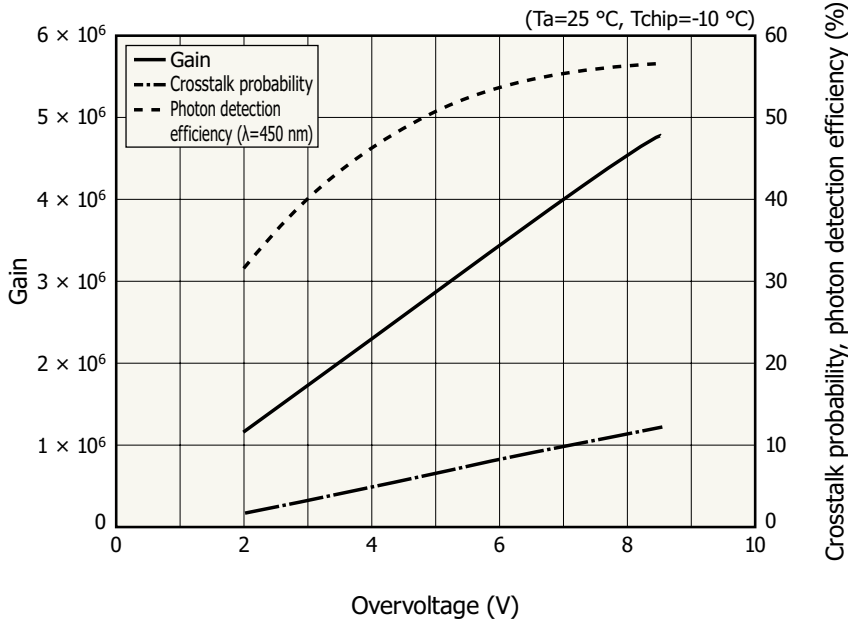
Photon detection efficiency vs. wavelength (typical example)



KAPD80331EB

The components of the afterpulse and cross talk are excluded from the plots.

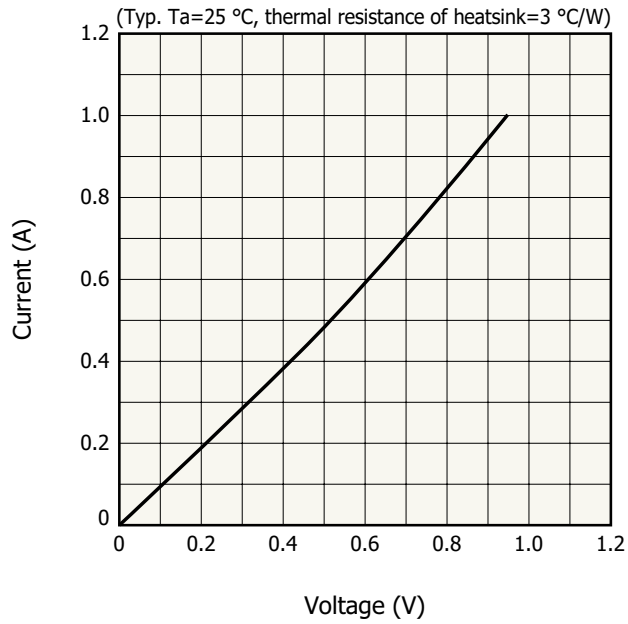
Overvoltage specifications of gain, crosstalk probability, photon detection efficiency (typical example)



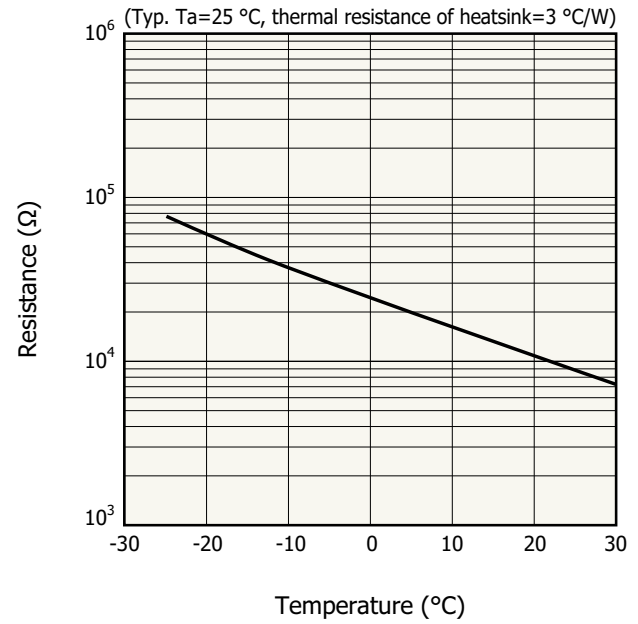
KAPD80332EB

MPPC characteristics vary with the operating voltage. Although increasing the operating voltage improves the photon detection efficiency and time resolution, it also increases the dark count and crosstalk at the same time, so an optimum operating voltage must be selected to match the application.

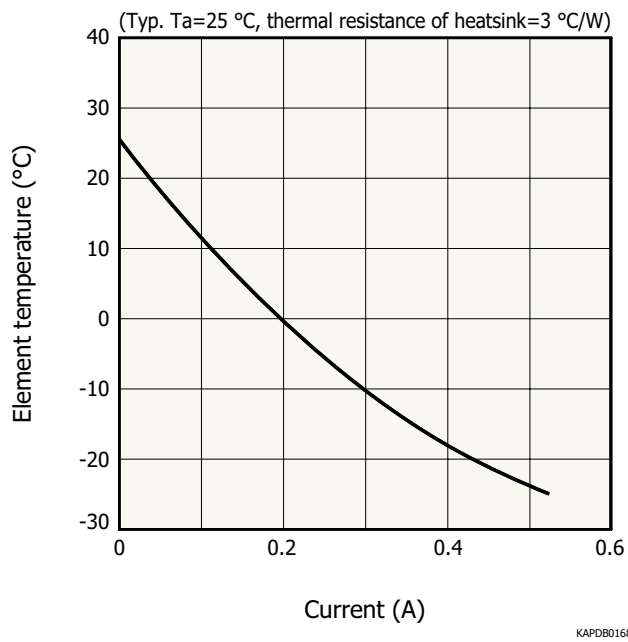
Current vs. voltage characteristics of TE-cooler



Thermistor temperature characteristics

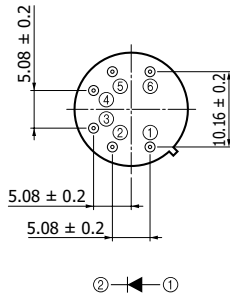
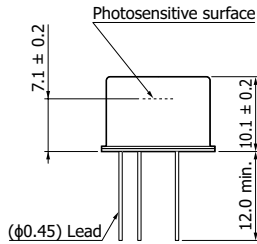
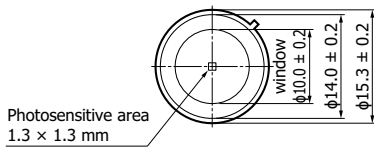


Cooling characteristics of TE-cooler



Dimensional outlines (unit: mm)

S13362-1350DG

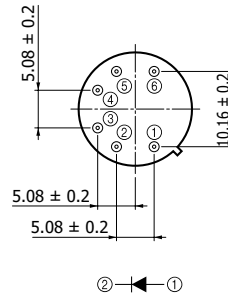
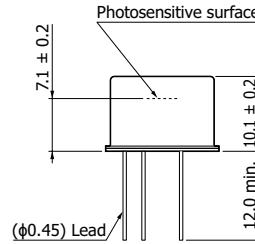
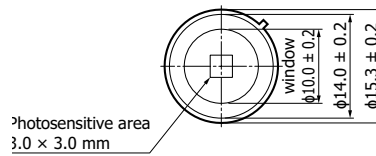


Tolerance unless otherwise noted: ± 0.2
 Distance from photosensitive area center to cap center
 $-0.3 \leq X \leq +0.3$
 $-0.3 \leq Y \leq +0.3$

① Detector (anode)
 ② Detector (cathode)
 ③ TE-cooler (-)
 ④ TE-cooler (+)
 ⑤⑥ Thermistor

KAPDA0161EB

S13362-3050DG



Tolerance unless otherwise noted: ± 0.2
 Distance from photosensitive area center to cap center
 $-0.3 \leq X \leq +0.3$
 $-0.3 \leq Y \leq +0.3$

① Detector (anode)
 ② Detector (cathode)
 ③ TE-cooler (-)
 ④ TE-cooler (+)
 ⑤⑥ Thermistor

KAPDA0160EB

Related information

www.hamamatsu.com/sp/ssd/doc_en.html

- Precautions
 - Disclaimer
 - Precautions / Metal, ceramic, plastic package products
- Catalogs
 - Technical note / MPPC

[Related products] MPPC module C13366 series

The C13366 series (GA type and GD type) are optical measurement modules capable of detecting low level light. These modules consist of a thermoelectrically cooled MPPC, an amplifier, a high-voltage power supply circuit, and a temperature control circuit. The photo-sensitive area is available in two sizes of 1.3 × 1.3 mm and 3 × 3 mm. Modules operate just by connecting them to an external power supply (±5 V).



Type no.	Built-in MPPC	Photosensitive area (mm)	Pixel pitch (μm)	Cooling	Supply voltage	Feature
C13366-1350GA	S13362-1350DG	1.3 × 1.3	50	TE-cooled	±5 V	Analog output
C13366-3050GA	S13362-3050DG	3 × 3				
C13366-1350GD	S13362-1350DG	1.3 × 1.3			±5 V	Digital output
C13366-3050GD	S13362-3050DG	3 × 3				

MPPC is a registered trademark of Hamamatsu Photonics K.K. (EU, Japan, Korea, Switzerland, UK, U.S.A.)
Information described in this material is current as of November 2024.

Product specifications are subject to change without prior notice due to improvements or other reasons. This document has been carefully prepared and the information contained is believed to be accurate. In rare cases, however, there may be inaccuracies such as text errors. Before using these products, always contact us for the delivery specification sheet to check the latest specifications.

The product warranty is valid for one year after delivery and is limited to product repair or replacement for defects discovered and reported to us within that one year period. However, even if within the warranty period we accept absolutely no liability for any loss caused by natural disasters or improper product use. Copying or reprinting the contents described in this material in whole or in part is prohibited without our prior permission.

HAMAMATSU

www.hamamatsu.com

HAMAMATSU PHOTONICS K.K., Solid State Division

1126-1 Ichino-cho, Chuo-ku, Hamamatsu City, 435-8558 Japan, Telephone: (81)53-434-3311, Fax: (81)53-434-5184

U.S.A.: HAMAMATSU CORPORATION: 360 Foothill Road, Bridgewater, NJ 08807, U.S.A., Telephone: (1)908-231-0960, Fax: (1)908-231-1218

Germany: HAMAMATSU PHOTONICS DEUTSCHLAND GMBH: Arzbergerstr. 10, 82211 Herrsching am Ammersee, Germany, Telephone: (49)8152-375-0, Fax: (49)8152-265-8 E-mail: info@hamamatsu.de

France: HAMAMATSU PHOTONICS FRANCE S.A.R.L.: 19 Rue du Saule Trapu, Parc du Moulin de Massy, 91882 Massy Cedex, France, Telephone: (33)1 69 53 71 00, Fax: (33)1 69 53 71 10 E-mail: infos@hamamatsu.fr

United Kingdom: HAMAMATSU PHOTONICS UK LIMITED: 2 Howard Court, 10 Tewin Road, Welwyn Garden City, Hertfordshire, AL7 1BW, UK, Telephone: (44)1707-294888, Fax: (44)1707-325777 E-mail: info@hamamatsu.co.uk

North Europe: HAMAMATSU PHOTONICS NORDEN AB: Torshamnsgatan 35, 16440 Kista, Sweden, Telephone: (46)8-509-031-00, Fax: (46)8-509-031-01 E-mail: info@hamamatsu.se

Italy: HAMAMATSU PHOTONICS ITALIA S.R.L.: Strada della Moia, 1 int. 6 20044 Arese (Milano), Italy, Telephone: (39)02-93 58 17 33, Fax: (39)02-93 58 17 41 E-mail: info@hamamatsu.it

China: HAMAMATSU PHOTONICS (CHINA) CO., LTD.: 1201, Tower B, Jiaming Center, 27 Dongsanhuan Beilu, Chaoyang District, 100020 Beijing, P.R. China, Telephone: (86)10-6586-6006, Fax: (86)10-6586-2866 E-mail: hpc@hamamatsu.com.cn

Taiwan: HAMAMATSU PHOTONICS TAIWAN CO., LTD.: 13F-1, No.101, Section 2, Gongdao 5th Road, East Dist., Hsinchu City, 300046, Taiwan(R.O.C) Telephone: (886)3-659-0080, Fax: (886)3-659-0081 E-mail: info@hamamatsu.com.tw